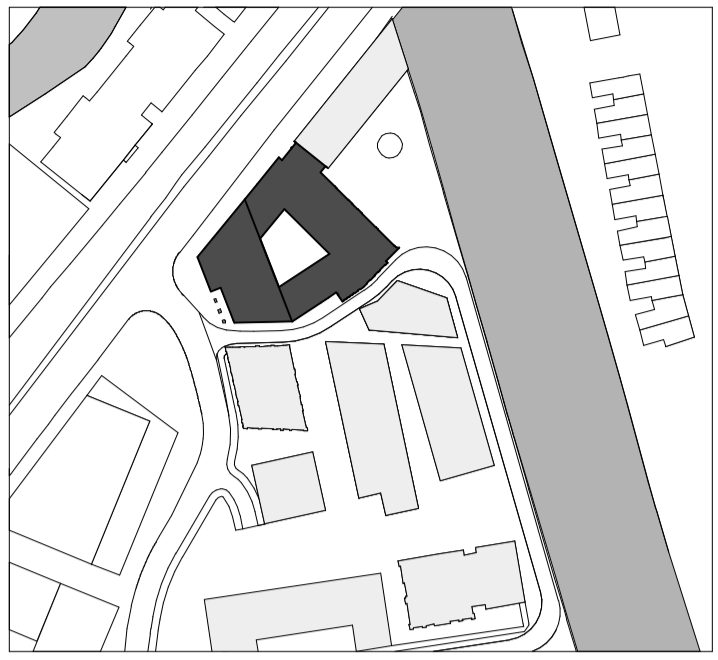


Drawing to be used for Tender purposes only and not issued for Construction. Drawing not to be scaled. All dimensions to be verified on site before commencing work. Any discrepancies to be reported to designers. Read drawings in conjunction with relevant information. All building work is to comply with current Building Regulations and British Standards.

NOTES



Key Plan
1:1000 @ A1 / 1:2000 @ A3

Note:
All drawings to be read in conjunction with the remainder of the architect's drawings and written NBS specification (SE-MU1.3-WTA-SPECIFICATION). Please also read in conjunction with all drawings, reports and specifications produced by the wider project design team.

Preliminary rainwater strategy developed with Alumasc Harmer. However, this is subject to further development and coordination with P&A and/or M&E subcontractor and roofing supplier. This includes final confirmation of number of outlets and sizing.

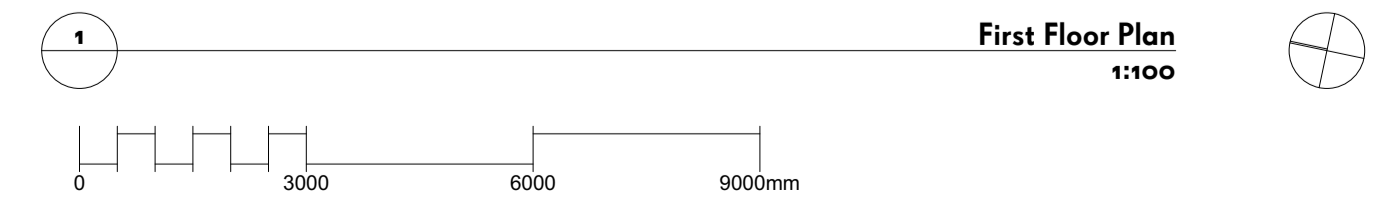
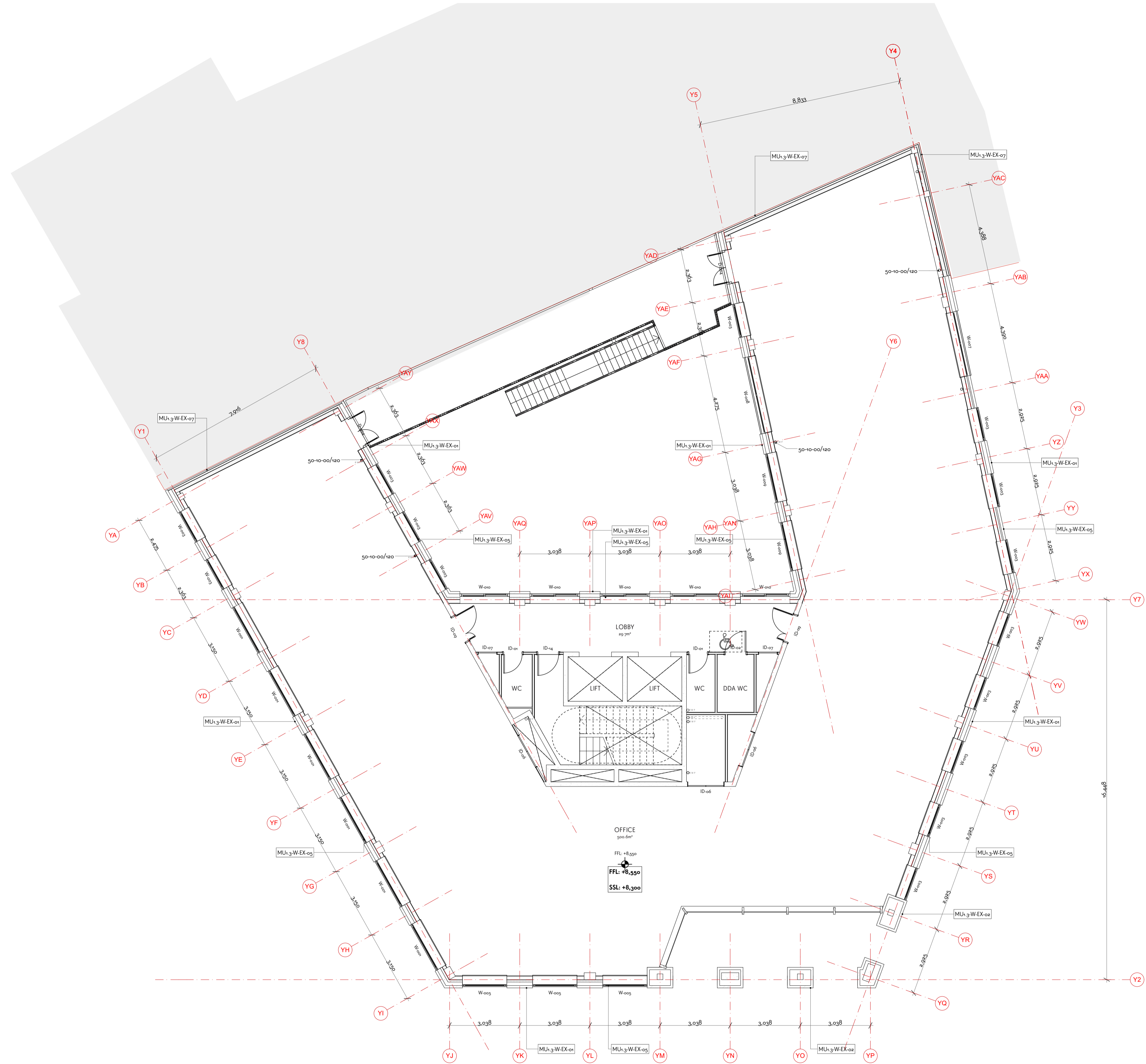
WTA cannot assume responsibility for any aspect of the above ground drainage design.

Gas protection strategy developed for Tender purposes only, to be fully and formally developed with input from specialist subcontractor post Tender.

Structure shown indicatively only, refer to Structural Engineer's information for the design and specification of all structural elements.

Existing information provided by Client.

Lift shafts sized to accommodate a n°13 person Kone MonoSpace 500 lift. One lift to be fire fighting lift. Shaft sizes to be confirmed pre-construction. See Kone outline lift specification. Specification and details to be confirmed by M&E.



First Floor Plan
1:100

REV	COMMENTS	DATE	CHK
STATUS			

CONTRACT

Job Stand East - NEQ
Title First Floor Plan
Date January 2017
Scale 1:100 @ A1
Drawn LM
Checked by SA
Client VASTINT

SE-MU1.3-WTA-
ARC-00-1002

WAUGH THISTLETON
ARCHITECTS

77 LEONARD STREET LONDON EC2A 4QS
+44 (0) 2076135727 WAUGHTHISTLETON.COM