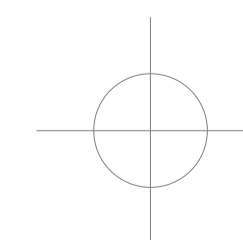
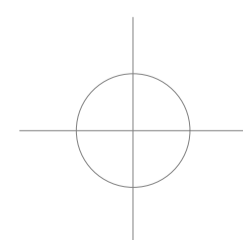


SHAKESPEARE STREET



NOTES

This drawing complies with the 6th edition of the RICS code and indicates the extent of the areas quoted, produced to an accuracy commensurate with standard presentation scales.

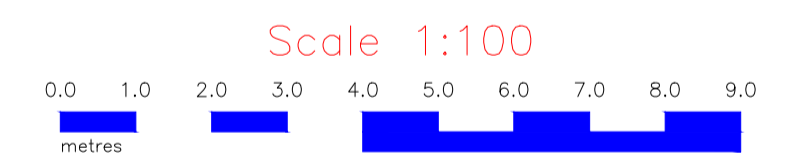
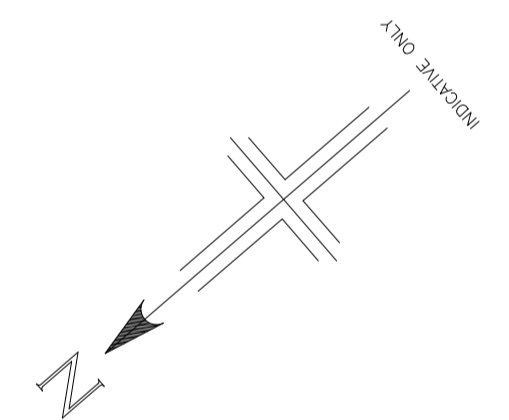
Area calculations are based upon the International Property Measurement Standards (IPMS): Office Buildings November 2014.

Dashed line denotes assumed wall line. Wall line inaccessible at the time of survey.

--	--	--	--	--

00	Original issue	KM	SA	08/07/19
Issue	Details	By	Chk'd	Date

SHEET LAYOUT



SURVEYED BY MH/WA	DRAWN BY KM	SCALE 1:100
DATE OF ISSUE JULY 2019		© A1


TITLE
THE SHAKESPEARE CENTRE
45-51 SHAKESPEARE STREET
SOUTHPORT

FIRST FLOOR AREA PLAN

DRAWING No. PS-1930-01-AP	ISSUE 00
SHEET 1 OF 1	

PARAGON SURVEYS
Chartered Surveyors
GEOMATICS: Land & Engineering Surveyors

8 Carr House Lane
Wrightington
Wigan
Greater Manchester
WN6 9SH
T: (01257) 453200
E: post@ParagonSurveys.co.uk



Northern Office: Gosforth Lodge, Gosforth, Seascale, Cumbria. CA20 1AS